





Dear Parents/Caregivers,

Ready for a journey? Your reader has brought home a variety of books to read – independently, out loud, and together with you. Be sure to use the writing journal to help you and your reader organize your thoughts and ideas to build comprehension and writing skills.

Although reading is done at school, reading at home makes a difference. Research says that when you read 20 minutes a day you will hear 1,800,000 words per year. A rich balance of reading aloud and independent reading fosters social and emotional well-being and bolsters reading comprehension skills.

How to get the most out of your 20 minutes a day?

First, set up a routine. Reading and writing are like exercise for your brain. Schedule a daily time in a comfortable spot to share a good book with your reader.

Second, read aloud to your reader. Be sure to choose engaging nonfiction. If you are reading, use different voices, wonder things out loud, and make small mistakes to see if your reader catches them. Take turns reading to each other. If your reader is reading, encourage them to point to the words, allow them to turn the pages, and ask about their favorite part of the story.

Third, choose an activity from their journal to complete together. Feel free to use a separate notebook to write or draw more.

Finally, enjoy yourself! This is a time to bond and have fun with your reader and to watch their knowledge grow.


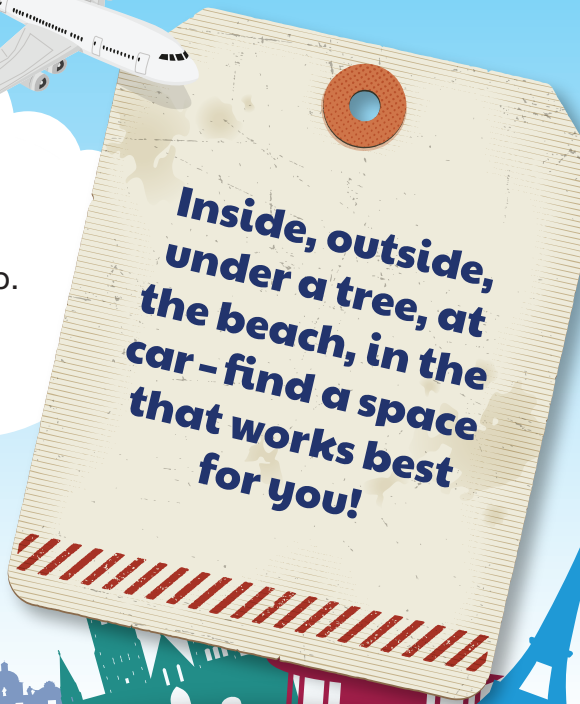
Thank you for making reading and writing a priority in your life. Grab a book and let your journey begin!



Reading can take you places you have never been.

Practice makes perfect – that goes for reading and writing, too. The more you read and write (practice), the better reader and writer you become.

Take a chance, grab a book, and let the story take you on a journey somewhere.



Directions: Once you have completed an activity, check the box next to it.



Reading Ideas to Try

- Read a magazine.
- Read a recipe and then make the dish.
- Read the subtitles of a movie or TV show.
- Read a book that is a movie and then watch the movie.
- Read a different genre that is new to you – fantasy, science fiction, historical fiction, etc.
- Read out loud to someone younger or older than you.



Writing Ideas to Try

- Write a letter to your favorite celebrity or someone important to you.
- Write a poem.
- Write a new ending to a book you have read.
- Write a persuasive letter to ask for something you want.
- Write a review for your favorite restaurant.
- Write a children's story/book with illustrations.



Listening Ideas to Try

- Listen to your favorite song and write a story based on the song.
- Listen to audio books.
- Listen to a speech about something important to you.





Informational Text - Also Known as Nonfiction

The main purpose of informational text is to inform you, the reader, about a specific topic. Reading nonfiction helps build background knowledge.



Elements of Informational Text

- Tells about something real.
- Includes true facts.
- Often has photographs.
- Includes text features like captions, headings, and labels.
- Teaches you something.
- Includes information about people, places, animals, cultures, sports, hobbies, history, science, plants, jobs, and more.



Informational Text 4, 3, 2, 1

Directions: You can use this chart for any book, article, or website you read to help you look for, organize, and understand the topic. This will help build your background knowledge (what you already know) about a topic and help you think and write more critically about the topic.

4 Identify four things you already know about the topic.

- 1.**
- 2.**
- 3.**
- 4.**

3 List three new vocabulary words you learned and their definitions.

- 1.**
- 2.**
- 3.**

2 List two new things you learned about the topic.

- 1.**
- 2.**

1 Write one question you have about what you read.

- 1.**


Fiction


One of the main purposes of reading fiction is to help increase your understanding of others and build empathy. Reading fiction can also increase vocabulary, improve memory, develop creativity, and help build better friendships.


Setting


The setting of the story is where and when the story takes place. Look for clues from the story to show the place and time of the story.



The setting... 

Looks like... 


Sounds like... 

Feels like... 

The story took place at...

The time was during...

Think about the setting of the story. If you were to travel to the place and time of the story, what would you pack in your suitcase? Draw and label all of the items.



Character

The best way to understand characters in a story is to get to know them in the same way you get to know a new friend. Use evidence from the text to discover what the character is like.

Describe the main character using evidence from the text.



Trait	Evidence

Trait	Evidence

Trait	Evidence

Trait	Evidence


Use what you learn from the text to compare the character to yourself.

How are you alike? _____

How are you different? _____

Would you be friends with the character? Explain why or why not. _____

A good story is full of problems and solutions.



Problem: Something the character wants to solve

Solution: The way a problem is solved

As you read the text, look for the problem the character or characters face and how they solve the problem. Sometimes there are many solutions to a problem. Did the character come up with the best possible solution? What was the solution?


Problem:

Solution:

Did the character come up with the best solution? Explain why or why not.

Write a letter of advice to the character to help solve the problem.

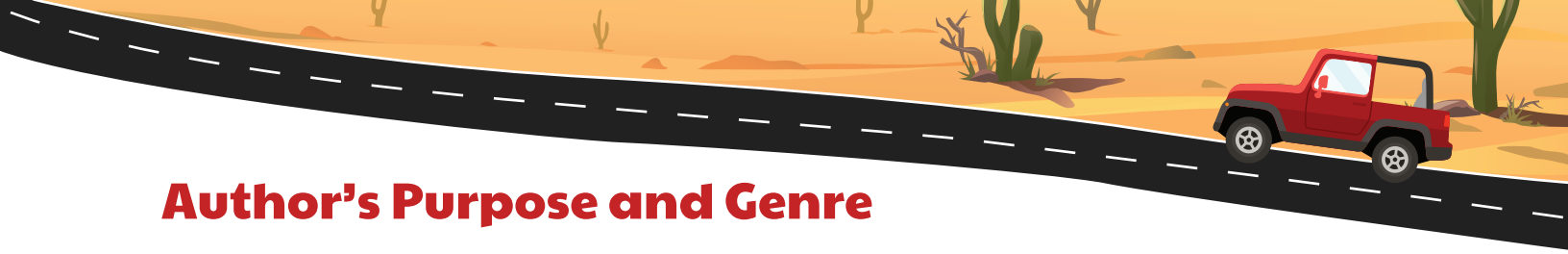




The Words Are Key - Understand the Vocabulary

Choose four words from the story that are unfamiliar to you. Using the context clues (the sentence and sentences around the word you chose and hints that the author gives you), draw a picture of the word, define the word, and use the new word in a sentence. Try it!

Two brown train cars with white interiors. Each car is divided into three horizontal sections. The top section is labeled 'Picture:' and is empty. The middle section is labeled 'Word:' and contains an empty oval. The bottom section is labeled 'Definition:' and is empty. Below the writing area, the car is labeled 'Sentence:' and is empty. The cars are shown from a side profile, with wheels and axles visible at the bottom.Two white train cars with blue accents and black interiors. Each car is divided into three horizontal sections. The top section is labeled 'Picture:' and is empty. The middle section is labeled 'Word:' and contains an empty oval. The bottom section is labeled 'Definition:' and is empty. Below the writing area, the car is labeled 'Sentence:' and is empty. The cars are shown from a side profile, with wheels and axles visible at the bottom.



Author's Purpose and Genre

What type of story are you reading? Use evidence from the text and name the genre.

Examples of genres:

Action/Adventure
Autobiography
Biography
Fantasy
Historical Fiction

Horror
Humor
Informational
Memoir
Mystery


Narrative
Poetry
Realistic Fiction
Science Fiction
Traditional Literature



What is the author's message?

What lesson is the reader learning from the character's experience?

Is this a genre you enjoy reading? Explain why or why not.






Main Idea and Theme

The main idea of a story is what the story is mostly about. Use details from the text to support the main idea.

 **Main Idea**









Detail 1





Detail 2





Detail 3







The theme of the story is the message or moral of the story.

Examples of themes:

- Acceptance**
- Bravery**
- Courage**
- Friendship**
- Honesty**

- Kindness**
- Perseverance**
- Responsibility**
- Teamwork**
- Transformation**



Theme or Big Idea

What do the characters do or say to demonstrate the big idea?

○

○

○

Explain the message behind the theme. What does it mean?





Book Review

Directions: Choose your favorite book and write a postcard recommending the book to a friend. Include two or three sentences summarizing the book; tell what you liked about the book, a reason why he/she should read the book, and how many stars you would give the book.

POSTCARD

<p>Title: _____ _____</p> <p>Author: _____ _____</p>	<p>To: _____ _____ _____ _____</p> <div style="border: 1px dashed gray; width: 100px; height: 100px; margin: 10px auto;"></div> <div style="text-align: center; margin: 10px auto;"></div>
--	--

★ ★ ★ ★ ★